

CLINICAL RECORD

6915544 BRIEF Hospital

Hospital Station S. B. LOD Yes
Register No. 155758 Ward 18
Name JONES, James R
Rank Pvt Co F Regt. or Staff Corps 27th Inf
Age (years) 19 Race W Service (years) 1-1/12
Birthplace Ill
Station Schofield Barracks, T. H.
Date of admission Dec 9, 1940 1:15 PM
Source of admission Command

Religion Prot. No None
Home address 307 West Lincoln St.
Findlay, Ohio
Name and address of nearest relative Mother.
Mrs Ramon Jones, 301 South King
St. Robinson, Ill

Dis
Initials of admitting officer EWB/rd

(To be filled in by ward surgeon when case is completed)

Disposition *Dut*
Date *January 15, 1941*
Final diagnosis *Appendicitis, acute, catarrhal.*
Operation: *Appendicitis, transverse*
incision, Dec. 12, 1940.
Anes. *Procaine 150 mgm spinal. (a)*
(Diagnosis is to be continued on back, if necessary)
Condition on completion of case

Cured LOD Yes.

LG BALL Capt. M.C.
Ward Surgeon.

Diagnosis (continued)

(a) T.I. 7 days.

Condition on completion of case
(Diagnosis is to be continued on back if necessary)
Anes. Procaine 150 mgm spinal. (a)
Incision Dec 12 1940
Regt. or Staff Corps 27th Inf
Name JONES, James R
Rank Pvt Co F
Date *January 15, 1941*
Diagnosis

Initials of admitting officer EWB/rd
Dis
St. Robinson Ill
Mrs Ramon Jones, 301 South King
St. Robinson, Ill
Name and address of nearest relative Mother.
Mrs Ramon Jones, 301 South King
St. Robinson, Ill

Dis
Initials of admitting officer EWB/rd
(To be filled in by ward surgeon when case is completed)
Disposition *Dut*
Date *January 15, 1941*
Final diagnosis *Appendicitis, acute, catarrhal.*
Operation: *Appendicitis, transverse*
incision, Dec. 12, 1940.
Anes. *Procaine 150 mgm spinal. (a)*
(Diagnosis is to be continued on back, if necessary)
Condition on completion of case

CLINICAL RECORD

CLINICAL RECORD BRIEF

A-A

Register No. 2381 Hospital 39th General
Name Jones, James R. Serial No. 691544
Grade Cpl Co. F Regt. and Arm or Service 27th Inf
Age 21 Race W Nativity Illinois
Service 3-6/12 Date of admission April 27, 1943
Source of admission VOCO USAF & Serv Comd, APO 715
Station Fr sk USS Rixey
Ward S-13 Previous admission None
Religion Prot Home address 307 W. Lincoln St., Findlay, Ohio
Name and address of nearest relative (Brother)-Mr. George W. Jones
Same Address
W.L.P.
(Initials of admitting officer)

Disposition _____ Date _____, 19____

Final diagnosis:

Dislocation, simple, recurrent, right ankle, initial injury
received while playing football as recreational activity
2 years ago.

Additional diagnoses (Complications, special treatment and operations):

Line of duty _____ yes
Condition on completion of case _____ unimpaired
Transfer diagnosis confirmed or not confirmed _____ confirmed
Autopsy _____

W.S. Parkham major
M.C.

James Ward S-133
S/3 T.S. 8/5
Travel 3

DISPOSITION BOARD (TUS)
39TH GENERAL HOSPITAL
A.P.O. 715

Proceedings of a Board of Medical Officers convened at 39th General Hospital, A.P.O. 715 pursuant to paragraph 9, Special Orders #52, these Headquarters, dated April 16, 1943. Members of the Board:

- Lieutenant Colonel James C Fox, Jr, President
- Major Edward J. Ottenheimer, Member
- Major William S. Perham Recorder

The Board met on 29 April 1943 and proceeded with the examination of


JONES, James, Cpl, _____, _____
(Name) (Rank) (ASN) (Organization)

_____ who was admitted to the 39th General Hospital on _____
(Arm or Service)

_____, by transfer from _____

After a thorough examination of the patient and a careful review of the clinical record pertaining to this case, the Board finds:

- A. That the diagnosis is: **Dislocation, simple, recurrent, right ankle, initial injury received while playing football as recreational activity 2 years ago.**



- B. That the patient is unfit for full duty because of: (1) **convalescence expectancy of over 60 days.**

C. That the patient's physical condition warrants transfer to the United States. The Board recommends that this patient be sent to the United States for further disposition and treatment in a general hospital.

APPROVED:

James C Fox, Jr, Lieut Col, MC
President

Edward J Ottenheimer, Maj, MC
Member

Ashley W Oughterson, Lieut Col, MC
Commanding.

W.S. Perham
Major MC
Recorder

S-13

TS-3

ABREVIATED CLINICAL RECORD

Name Jones James Grade Cpl Ward S-13

(This sheet to be used in conjunction with 55A M.D. in cases where the data hereon will suffice to conform with existing regulations)

Pertinent history, chief complaint and condition on admission.

O: Pain ankle. Swain 4 yr.
P: States that 2 yrs ago received injury to right ankle playing football, as recreational activity. Since then several recurrences to ankle 3-31-43. Operation to stabilize ankle. Tenodesis Promens Basis. USNBH # 2

Complete Physical Examination is negative except for the following:

Heart, lungs abdomen negative
Slant leg plaster cast Right leg.

Progress: Diagnosis: Dislocation, Swain, recurrent right ankle, initial injury received while playing football as recreational activity 2 yrs ago.

Treatment: Tenodesis Promens Basis

USNBH # 2 3-31-43

William
Major MC

TS-3

(Paste 2d report here and succeeding ones on above lines)

(Paste 2d report with top at this line)

(Paste 1st report with top at this line)

LS/jff

Diag; Dislocation, Right Ankle

8 A.

Form 55 A
MEDICAL DEPARTMENT, U. S. ARMY
(Revised May 31, 1939)

CLINICAL RECORD BRIEF

Injury LS/jff

Register No. 2950 Hospital Kennedy General Hospital, Memphis, Tenn.

Name Jones, James R. Serial No. 6915544

Grade Cpl Co. Unasgd Regt. and Arm or Service Inf

Age 21 Race "W" Nativity Ill.

Service 3-6/12 Date of admission June 1, 1943 (0800) 1943

Source of admission Fml Trf Letterman Gen. Hosp. San Fransisco, Calif.

Station Unasgd

Ward 4-A Previous admission None

Religion P Home address 307 W. Lincoln St Findlay, Ohio

Name and address of nearest relative Brother/ Mr George W. Jones
same as above

LS
(Initials of admitting officer)

Disposition None combat Date 25 August, 1943

Final diagnosis (1) Dislocation, simple, recurrent, right ankle, initial injury received while playing football during his scheduled recreation period of 11/40 at Schofield Barracks, Hawaii.

(2) Abscess periapical, acute: R-8, Cause - Caries.

(3) Pulpitis, chronic: R-14; L-15-16. Cause - caries.

(4) Dental Caries: R-4,13,16; L-1,3,4,8,12

(5) Filling, defective: L-1

(6) Dental Foci suspected.

(7) Calculus: heavy.

Additional diagnoses (Complications, special treatment and operations): None

Line of duty Yes 1,2,3,4,5,6, and 7.

Condition on completion of case Improved

Transfer diagnosis confirmed or not confirmed Partially confirmed

Autopsy None

Peter L. Carnesale
Peter L. Carnesale, 1st Lt ^{M.C.}

(234)

IS/371 Diag; Dislocation, Right Ankle

Medical Department U.S. Army
Form 100 (Rev. 1-25-50)

CLINICAL RECORD

BRIEF

IS/371
 Name: James R. Jones
 Grade: O-1
 Service: 3-8-12
 Source of admission: Ft. Irwin, California
 Station: Unassigned
 Ward: 4-A
 Name and address of nearest relative: Brother, Mr. George W. Jones, 307 W. Lincoln St. Findlay, Ohio
 Previous admission: None
 Date of admission: June 1, 1943 (0800)
 Hospital: Kennedy General Hospital, Findlay, Tenn.



Diagnosis: (1) Dislocation, ankle, recurrent, initial injury received while playing tennis during the scheduled recreation at Schofield Barracks, Hawaii.
 (2) Abscess peripatellar, acute; R-8, 1-13-43.
 (3) Pulpitis, chronic; R-14; 1-13-43.
 (4) Dental Caries; R-4, 13, 18; I-1, 3, 4, 8, 13.
 (5) Filling, defective; I-1.
 (6) Dental foot suspected.
 (7) Calculus; heavy.

Additional diagnosis (Complications, special treatment and operations): None

Date of last condition on completion of case: Yes 1, 2, 3, 4, 5, 6, and 7. Improved

Treatment diagnosis confirmed or not confirmed: Partially confirmed
 Ankylosis: None

Peter A. Carnesele, Lt. Col., M.C.

PHYSICAL EXAMINATION

Name Jones James, R Grade Cpl Ward 4A

Height: 5' 8 1/2" Normal weight: 150 Present weight: 150

Skin: Tanned & clear

Head (including special senses, nose, mouth, throat, and pharynx): External normal.
Pupils equal & react to light. Nose & throat clear. No difficulty in hearing & OK. Small 1/2 healed scar left parietal area.

Neck: No adenopathy. Thyroid normal.

Thorax: Symmetrical & resonant

Lungs: Clear ant & post. Bs. normal.

Vascular system (arterial and venous): No hardening or varicosities.

Blood pressure: Systolic 130; diastolic 68

Heart: No murmur, heeler gallop, thrill, heave or irregularities.

Date June 31 1943

Signature James R. Jones Name (typed) James R. Jones Grade Cpl

(4,33)

PHYSICAL EXAMINATION

Name James R. Jones Grade Cpl AW

Abdomen: no tenderness, rigidity, LLQ masses not palp.
normal peristalsis.

Hernia: no inguinal & femoral

Genito-urinary: scrotum & penis normal

Anus and rectum: no hemorrhoids

Glandular system (lymphatic and endocrine): no adenopathy

Bones and joints: soft lower leg rt.

Muscular system: intact

Nervous system: normal reflexes

Date June 3, 1943

Signature Perry N. Pienose Name (typed) PERRY N. PIENOSE Grade 1st Lt

OPERATION REPORT

Name Jones James R. Grade Cpl Ward 4A

Date 6-3-, 19 43 Age 21

Postoperative diagnosis:

Operation: Circular plaster removed, and X Ray taken.
No new circular plaster applied

Remarks:

Operation begun _____ Ended _____

Operator Lt Pierce

Assistants _____

Anesthesia used _____ Amount _____

Anesthetist _____

Specimens forwarded to laboratory for examination:

P. M. Pierce

M. C.

OPHTHALMOLOGIC EXAMINATION

Name James James Grade Cpl Ward 4A

Complaint: fading vision blurring Date June 12, 1943 Age 21
Rh. Microscleritis
M. C.

SUBJECTIVE FINDINGS:

Vision without correction

Present correction and vision

Far	O. D.	<u>20/80</u>	Near	O. D.	<u>J. 7</u>	O. D.	S	c, x	°
	O. S.	<u>20/70</u>		O. S.	<u>J. 2</u>	O. S.	S	c, x	°

Retinoscopy

Correction prescribed

Homat.	O. D.	<u>-1.50</u>	S	<u>+2.00</u>	c, x	<u>105°</u>	<u>20/25</u>	Near	O. D.	S	c, x	°
	O. S.	<u>-1.00</u>	S	<u>+1.50</u>	c, x	<u>75°</u>	<u>20/25</u>		O. S.	S	c, x	°

Muscle balance Normal

Associated parallel movements Normal

Tangent curtain findings

Color vision Normal

OBJECTIVE FINDINGS:

Tension: O. D. N. mm. O. S. N. mm.

External examination: Normal

Media and fundus: Normal

6/14/43

Diagnosis: 1. Astigmatism, compound hyperopic, O.D., cause undetermined, vision 20/25 $\frac{1}{2}$ with correction.
2. Astigmatism, mixed, O.S., cause undetermined, vision 20/25 $\frac{1}{2}$ with correction.

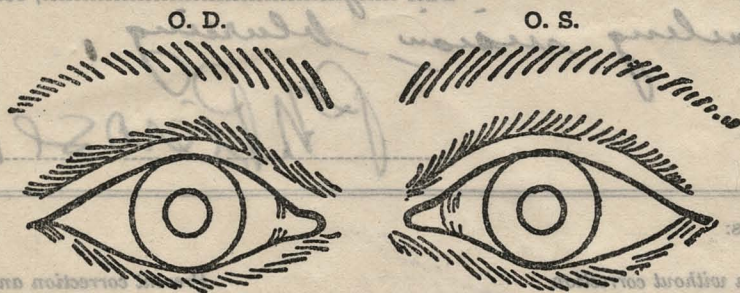
Diagnosis and recommendations: Cycloplegic refraction and glasses.

Ruskin G. Anderson
RUSKIN G. ANDERSON, CAPTAIN, M. C.
(OVER)

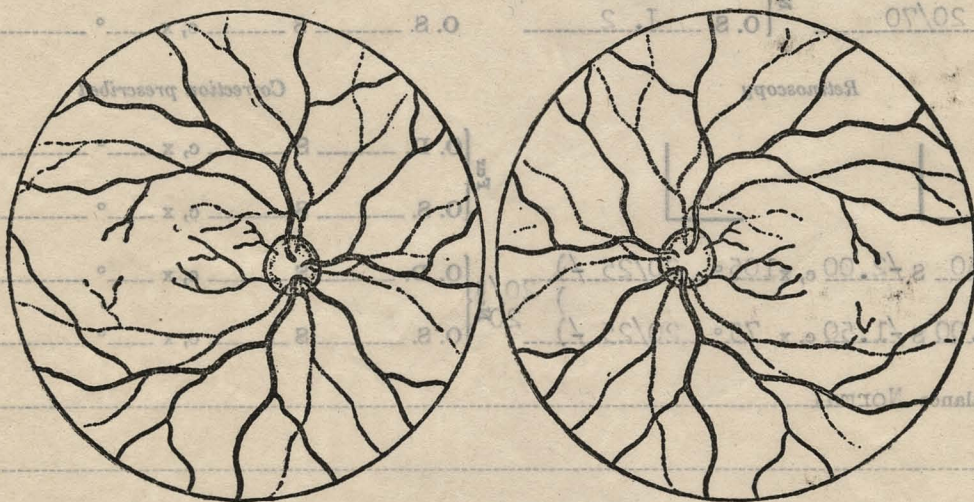
OPHTHALMOLOGIC EXAMINATION

Name: *James James* Grade: *1st Lt* Ward: *4A*

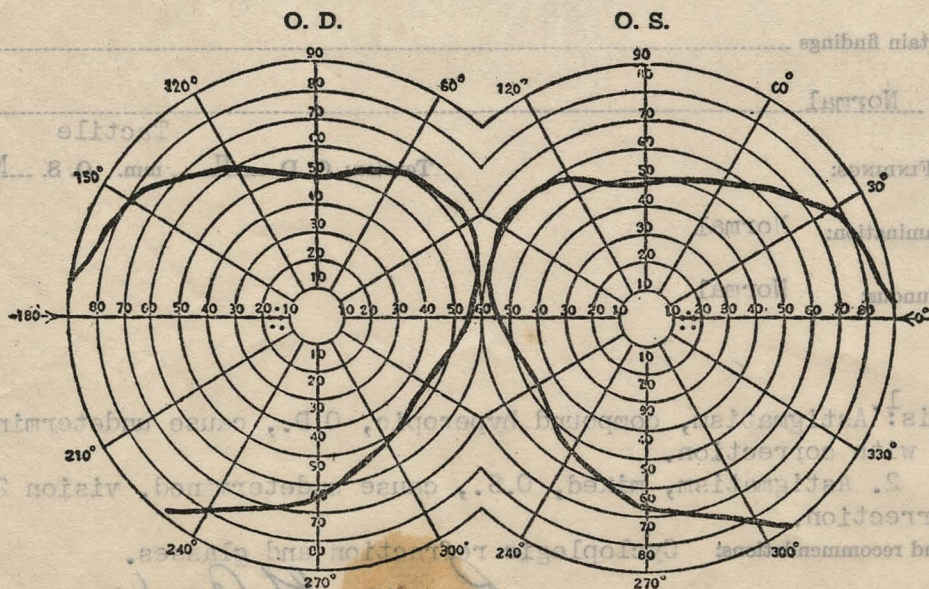
EXTERNAL: Date: *June 12 1943* Complainant: *blurred vision*



FUNDI: O. D. O. S.



VISUAL FIELDS: Associated parallel movements: *Normal*



REMARKS: *Blurred vision*

DENTAL EXAMINATION

Name Jones James R Grade Cpl Ward 4A

Age 21 Color W Date 6-18, 1943

Referred for: Cavities

1. Dental treatment. Routine <input checked="" type="checkbox"/> Emergency <input type="checkbox"/>																				
2. Elimination of dental foci.																				
3. If special examination for focal infection and report only is desired, check here.																				
4. In hospital for dental treatment only.																				
5. Probable period of hospitalization—weeks.																				
6. Infectious foci?																				

Medical diagnosis: Dislocation right ankle,

Remarks: Previous 18/43

Findings: Date 20 August, 1943

Abscess periapical, acute: R-8. Cause - caries. L.O.D. - Yes.
 Dental Caries: R-4,13,14,16; L-4,8,15,16. L.O.D. - Yes.
 Filling defective: L-1. L.O.D. - Yes.
 Calculus: heavy. L.O.D. - Yes.

John N. White, Colonel, D. C.

Teeth replaced by denture (horizontal line)

Teeth replaced by fixed bridge (oval to include abutments)

Teeth replaced by denture (vertical line)

Teeth replaced by fixed bridge (oval to include abutments)

John N. White, Colonel, D. C.

(OVER)

(436)

DENTAL EXAMINATION REPORT OF DENTAL SURVEY*

Name James R. Jones Grade Cpl Ward 4-A

UPPER TEETH

Date 10/28 Color W Age 21

RIGHT								LEFT							
8	7	6	5	4	3	2	1	1	2	3	4	5	6	7	8
/		X		O					O		O		X	X	O

LOWER TEETH

RIGHT								LEFT							
16	15	14	13	12	11	10	9	9	10	11	12	13	14	15	16
O	X	O	O										X	O	O

CLASS I

Occlusion Fair

Calculus: Slight _____ Medium _____ Heavy X

Peridontoclasia None

Dental foci suspected: Yes _____ No _____

Other conditions: Apexes periapical, acute; R-8. Cause - caries. I.O.D. - Yes.
Dental Caries: R-1, 13, 14, 16; L-1, 8, 15, 16. I.O.D. - Yes.
Filling defective: L-1. I.O.D. - Yes.
Calculus: heavy. I.O.D. - Yes.

X-Ray (3 exposures)

John N. White, Colonel, D. C.

***Indicate:**

Restorable teeth, carious by

Nonrestorable teeth, carious by

Missing natural teeth by

Teeth replaced by denture (horizontal line)

Teeth replaced by fixed bridge (oval to include abutments)

DENTAL RECORD

Name Jones, James R. Grade Cpl. Ward 8-B

Date 14 September, 1943 Hospital Kennedy General


Diagnosis:

- ✓ Abscess periapical, acute: R-8. Cause - caries. L.O.D. - Yes.
- ✓ Pulpitis, chronic: R-14; L-15,16. Cause - caries. L.O.D. - Yes.
- Dental Caries: R-4,13,16; L-1,3,4,8,12. L.O.D. - Yes.
- Filling, defective: L-1. L.O.D. - Yes.
- Dental Foci suspected. L.O.D. - Yes.
- Calculus: heavy. L.O.D. - Yes.

Treatment:

- 8/19/43 Examination & X-Ray (3 exposures)
- ✓ 8/19/43 Tooth extracted: R-8. Anesthesia local. Novacaine 2%.
- 8/24/43 Oxyphosphate & Amalgam fillings: R-4; L-4,8
- 8/24/43 Amalgam filling: L-1-1
- 8/24/43 Silicate filling: L-1-m
- 8/30/43 Amalgam fillings: R-16; L-8
- 8/30/43 Oxyphosphate & Amalgam filling: R-16
- 8/30/43 Silicate fillings: L-2, L-3
- ✓ 9/ 6/43 Teeth extracted: R-14; L-15,16. (Anesthesia local.
(Novacaine 2%.
- 9/ 7/43 Post operative treatment.
- 9/13/43 Amalgam filling: R-13
- 9/13/43 Post operative treatment

Dental treatment complete. Class IV.


John N. White, Colonel, D. C.

Was improvement noted following elimination of dental foci?

None Slight Moderate Marked Cured

Date, 19.....

M. C.

(Duplicate to be returned to Dental Clinic when patient is discharged)

INITIAL SUMMARY, WORKING DIAGNOSIS, CONTEMPLATED
LABORATORY TESTS, AND CONSULTATIONS

Name Jones, James Grade Cpl Ward 4A

Transfer diagnosis:

① Dislocation of ankle

Initial summary:

21yr Cpl. overseas 3yr x 6 mos. GSW scalp
head. Recurrent dislocat. of ankle - orig. injury
by D. Gs. while playing football, Seaboard
Barracks, Hawaii, Nov. 1940. Non-dislocation
until March 30, 1943 - open-reduct. fixation of
ankle. Naval Base Hosp # 3, New Helmsides.

Working diagnosis or impression:

① open-reduction fixation of ankle - cast for
chronic dislocation of ankle.

Contemplated laboratory tests and special examinations:

Obc
urinalysis
Kalm.
eye examination

P. U. Pierce M.D.

(438)

Form 52 D
MEDICAL DEPARTMENT, U. S. ARMY
(Revised May 21, 1939)

INITIAL SUMMARY, FINAL SUMMARY, CONTINGENT
LABORATORY TESTS, AND CONSULTATIONS

Name *James, James* Grade *Cpl* Ward *A4*

Patient was admitted to KGH on June 1, 1943 from Letterman GH. While in service patient received a dislocation of the right ankle 2 years ago. In March, 1943, an open reduction was done on the right ankle for recurrent dislocation.

Soon after admission here, the cast was removed and physiotherapy instituted. He progressed satisfactorily and was given a furlough. At the present time function of the ankle is normal and he gets around well.

As further hospitalization is no longer necessary, he may be discharged to full duty.

Peter L. Carnesale, 1st Lt., M.C.
Orthopedic Section

mb

14 October, 1943

Pt. has been in convalescing barracks for a number of weeks but has great difficulty in making the hikes because of pain and weakness of the ankle. He was re-examined and it is felt that he would not be able to stand up under full duty and for this reason non-combat is recommended.

Peter L. Carnesale, 1st Lt., M.C.
Orthopedic Section

mb

PHYSICAL EXAMINATION

Name Jones, James R. Grade Pvt Ward 170

Height: 69 Normal weight: 140 Present weight: 165

Skin: Surgical scar 3" long near rt
st malleolus.

Head (including special senses, nose, mouth, throat, and pharynx):
eyes
ears
nose
throat } grossly normal

Neck: No rigidity or adenopathy

Thorax: Expansion free & equal

Lungs: Percussion note resonant.
No rales or subs

Vascular system (arterial and venous):
No sclerosis or varicosities

Blood pressure: Systolic 130; diastolic 70

Heart: Sounds normal
Rhythm regular

Date 2 June 44

Signature [Signature] Name (typed) [Name] Grade [Grade]

(4739)

PHYSICAL EXAMINATION

Name *James R. Jones* Grade *Pvt* Ward *170*

Abdomen: *No tenderness or rigidity* Height: *5' 10"*

Surgical scar RLQ Skin: *Clear*

Hernia: *None*

Genito-urinary: *No lesions or discharge* Head (including ears, nose, throat): *Normal*

Anus and rectum: *No abnormalities* Neck: *No enlargement of lymph nodes*

Glandular system (lymphatic and endocrine):
No enlargement Thorax: *Normal*

Bones and joints:
Alleged tenderness around ext. malleolus. Range of motion good Lungs: *Clear*

Muscular system:
No atrophy Vascular system (arterial and venous): *No sclerotic changes*
" fibrillations

Nervous system: *Reflexes physiologically active + equal* Blood pressure: *Systolic 120*

Date *2 June 44*, 19*44* Heart: *Normal*

Signature *W. H. Bennett* Name (typed) _____ Grade _____
can (OVER)

CHIEF COMPLAINT—CONDITION ON ADMISSION—PREVIOUS
PERSONAL HISTORY

Name Jones, James R. Grade Pvt Ward 17D

Chief complaint:

AWOL - 14 days
"Bad ankle" - 1940 playing
football in Hawaii

General appearance and condition on admission:

Pt adm walking.
Does not appear ill.

Occupation:

student

Tropical service:

3 1/2 yrs Hawaii & S. Pacific (Guadalcanal)

Habits (alcohol, tobacco, drugs):

Cigarettes 40 daily. Drinks occas-
ionally now to excess. Denies use of drugs.

Family history:

F - dead. Committed suicide } Both died
M - dead. Diabetic } while pt O.S.

1 bro) living & well.
1 sist)

Father was chronic alcoholic & pt says
this due to his mother's continual "ragging".

Previous personal history:

usual CH diseases. No serious illness
2 operations. Malaria - see below

Hospitalizations: ① Schofield Bks, Hawaii - appendectomy
1940 ② Naval Base Hosp New Hebrides for op on Rt ankle 1943
③ 39th Gen New Zealand 1943 ④ Letterman Gen. SF Cal
1943 for ankle ⑤ Kennedy Gen Memphis - for ankle.

Education: Grad H.S. at 18. A grades 1 1/2 yrs part time
at U. of Hawaii.

Marital: Single

Penal: No civil arrests

Injuries:

See PI

Military: Enlisted Chanute Field Ill Nov 10, 1939. Went
to Hawaii & after Dec 7, 1941 to Guadal-
canal, Fiji & New Hebrides. In combat
as rifleman.

Venereal disease:

Denies

hemetic: Stammers when angry.
Talks in sleep.
Disturbed dreams.

CHIEF COMPLAINT
HISTORY OF THE PRESENT ILLNESS
PERSONAL HISTORY
PREVIOUS

Name: JAMES R. JONES
Grade: P-1
Word: 121

It is a stockade for offense of 14 days AWOL from which he returned voluntarily. Went AWOL - intent of staying 3-4 mo to complete a fiction novel which he is now writing. Finds it impossible to write a few paragraphs a soldier has. Pt has written a great deal of unpublished material & says impartial critics say it is excellent.

Pt comes from a home which was disrupted by an alcoholic father & nagging mother. As a youth he brooded about the social decline of his family. Now holds his mother responsible & hates her memory. At age 18 pt enlisted in army & requested foreign duty. Sent to Hawaii & after war declared went to S. Pacific 25th division. Saw 3 1/2 mo. combat on Guadalcanal. Before learning Hawaii had splintered the anti playing ball, he covered this to get to go to his unit but after Guadalcanal campaign over he turned in to at ankle & was sent to a succession of hospitals, ending up in Kennedy from which he was sent to duty in Nov 1943. At C.C. Ky. Spent 1 mo on Tenn. maneuvers & suffered a lat to ankle.

Pt says he has reached the point where he is completely fed up to Army. Feels he has done his share & wants out to write because of intense desire to express himself. Says if he gets ordered overseas again he will commit suicide but the world will be the loser by missing his writing. Pt feels depressed mostly but has brief spells of elation. Sometimes feels he stands outside of his body & sees himself as an actor in a play. The force in him to write is overpowering & made him go AWOL he says He has disturbed dreams & is bothered by memories of combat, blood, stretch of dead ~~and~~ hardships. Feels it was valuable to him tho as background for his writing.

INITIAL SUMMARY, WORKING DIAGNOSIS, CONTEMPLATED
LABORATORY TESTS, AND CONSULTATIONS

Name Jones, James R. Grade Plt Ward 170

Transfer diagnosis.

acute depression

Initial summary: Pt is 22 yr old plt AWOL 14 days. Has had 4 1/2 yrs service in combat service in S Pacific & holds Purple Heart. Has considerable anxiety at present because Army interfering with writing career. He has mood swings, compulsive behavior & some schizoid characteristics.

Working diagnosis or impression:

Psychoneurosis, mixed ~~type~~. Anxiety & compulsive types with schizoid trends

Contemplated laboratory tests and special examinations:

See order sheet

(44)

INITIAL SUMMARY, YAMMUS, CONTEMPLATED
LABORATORY TESTS, AND CONSULTATIONS

Name James R. Jones Grade Plt Ward 150

Transfer diagnosis:

Patient has been CDD'd with the
diagnosis of psychoneurosis,
mixed type, with anxiety and
convulsion manifestations, severe.
L.O.D. N. Profile 211114D

Initial summary:

Working diagnosis or impression:

Contemplated laboratory tests and special examinations:

LABORATORY REPORTS

Name Jones, James R Grade Pvt Ward 120



Name Jones, James R Serial No. 6915544 Rank Pvt
Station Norp. Ward 120
Examination requested by Capt Roberts M. C.

INDICATE EXAMINATION REQUESTED BY CHECK (✓) BELOW

R. B. C. _____ W. B. C. 6800^m Hb. 14.5 gm. 94%

DIFFERENTIAL: Neutrophils _____ Lymphocytes _____

Monocytes _____ Eosinophiles _____ Basophiles _____

Reticulocytes _____ Platelets _____ Color index _____

R. B. C. morphology _____

Parasites _____

Clotting time _____ Bleeding time _____

Sedimentation rate _____ Hematocrit _____

Remarks Bedside - AARON LEARNER, CAPT. M.C.
CHIEF OF LABORATORY SERVICE

Lab. _____ M. C.

Form 55 L-1
MEDICAL DEPARTMENT, U. S. ARMY
(Revised December 23, 1942)

BLOOD

Date 2 June 44
16-32174-1 ☆ GPO

Lab. 55
Remarks 55

AARON LEARNER, CAPT. M.C.
CHIEF OF LABORATORY SERVICE

Form 55 L-5
MEDICAL DEPARTMENT, U. S. ARMY
(Revised June 9, 1942)

URINALYSIS

Date JUN 2 1944 M. C.
☆ GPO 16-16969-2